



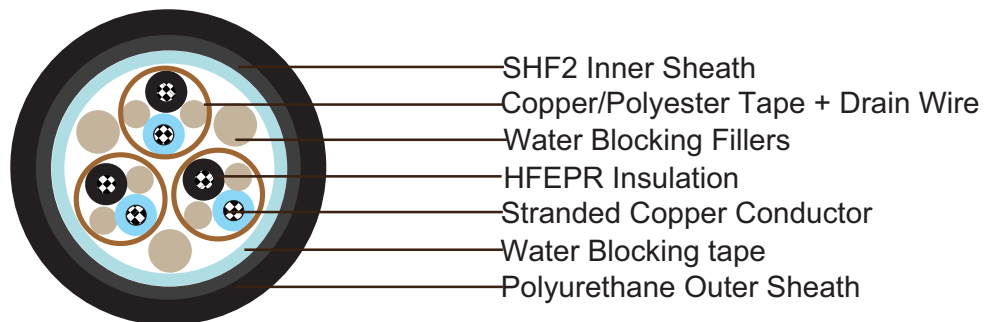
Water Blocked S11 RU(i) 250 V

Applications

These unarmoured cables are partially water blocked, flame retardant, low smoke and halogen free, used for instrumentation, communication, control and alarm systems.

Standards

- IEC 60092-376
- IEC 60092-351
- IEC 60092-359
- IEC 60332-1
- IEC 60332-3-22
- IEC 60754-1,2
- IEC 61034-1,2
- NEK 606:2004
- VG 95218 part 29



Construction

- **Conductors:** Circular tinned annealed stranded copper wire to IEC 60228 class 2.
- **Insulation:** Halogen free EPR compound.
- **Twinning:** Colour coded cores twisted together.
- **Filler:** Water blocking fillers, if required.
- **Individual Shielding:** Each pairs/triples are screened by copper backed polyester tape in contact with a stranded tinned copper drain wire and wrapped with polyester tape. Pairs/triples are numbered with numbered tape or by numbers printed directly on the insulated conductors.
- **Filler:** Water blocking fillers, if required.
- **Water Blocking Elements:** Water blocking tape and strings for providing longitudinal water tightness.
- **Inner Sheath:** Halogen free thermosetting compound, SHF2, coloured grey (blue for intrinsically safe).
- **Outer Sheath:** Polyurethane for providing transversal water tightness, PE is optional, but can not meet low smoke standard.



NEK606 Water Blocked Offshore & Marine Cables

Electrical Characteristics

Nominal Cross Section Area	mm ²	0.75	1.0	1.5	2.5
Nominal Conductor Diameter	mm	1.1	1.3	1.6	2.0
Maximum Resistant@20°C	Ω/km	26.3	19.3	12.9	8.02
Mutual Capacitance	nF/km	90	100	110	120
Nominal Inductance@1KHz	MH/km	0.686	0.649	0.637	0.598
Maximum L/R@1KHz	μH/Ω	20	25	35	50
Operating Voltage	V	250	250	250	250

Mechanical and Thermal Properties

- **Bending Radius:** 8×OD (during installation); 6×OD (fixed installed)
- **Temperature Range:** -20°C ~ +90°C

Dimensions and Weight

Construction No. of elements×No. of cores in element×Cross section(mm ²)	Nominal Insulation Thickness mm	Nominal Inner Sheath Thickness mm	Nominal Outer Sheath Thickness mm	Nominal Overall Diameter mm	Nominal Weight kg/km
1×2×0.75	0.6	1.0	1.0	9.6±2	100
2×2×0.75	0.6	1.1	1.0	11.7±2	189
4×2×0.75	0.6	1.2	1.0	14.1±2	268
7×2×0.75	0.6	1.3	1.0	16.4±2	399
8×2×0.75	0.6	1.3	1.0	17.6±2	446
12×2×0.75	0.6	1.5	1.0	21.0±2	641
16×2×0.75	0.6	1.5	1.0	23.0±2	824
19×2×0.75	0.6	1.6	1.0	24.4±2	940
24×2×0.75	0.6	1.7	1.0	27.6±2	1192
32×2×0.75	0.6	1.8	1.0	30.4±2	1512
1×3×0.75	0.6	1.0	1.0	10.0±2	116
2×3×0.75	0.6	1.2	1.0	13.0±2	189
3×3×0.75	0.6	1.2	1.0	14.7±2	278
4×3×0.75	0.6	1.2	1.0	15.8±2	341
7×3×0.75	0.6	1.4	1.0	18.7±2	525
8×3×0.75	0.6	1.4	1.0	20.0±2	567
12×3×0.75	0.6	1.6	1.0	24.2±2	856
16×3×0.75	0.6	1.6	1.0	26.7±2	1097

NEK606 Water Blocked Offshore & Marine Cables



Construction No. of elements×No. of cores in element×Cross section(mm ²)	Nominal Insulation Thickness mm	Nominal Inner Sheath Thickness mm	Nominal Outer Sheath Thickness mm	Nominal Overall Diameter mm	Nominal Weight kg/km
19×3×0.75	0.6	1.7	1.0	28.2±2	1265
24×3×0.75	0.6	1.9	1.0	32.5±2	1622
1×2×1.0	0.6	1.0	1.0	10.1±2	116
2×2×1.0	0.6	1.1	1.0	12.4±2	226
4×2×1.0	0.6	1.2	1.0	14.9±2	326
7×2×1.0	0.6	1.4	1.0	17.5±2	499
8×2×1.0	0.6	1.4	1.0	19.0±2	567
12×2×1.0	0.6	1.5	1.0	22.5±2	798
16×2×1.0	0.6	1.5	1.0	24.9±2	1045
19×2×1.0	0.6	1.7	1.0	26.1±2	1192
24×2×1.0	0.6	1.8	1.0	29.8±2	1523
32×2×1.0	0.6	1.9	1.0	32.8±2	1943
1×3×1.0	0.6	1.0	1.0	10.5±2	131
3×3×1.0	0.6	1.3	1.0	15.4±2	336
4×3×1.0	0.6	1.3	1.0	16.8±2	415
7×3×1.0	0.6	1.5	1.0	19.9±2	646
12×3×1.0	0.6	1.6	1.0	25.7±2	1040
16×3×1.0	0.6	1.7	1.0	28.5±2	1360
19×3×1.0	0.6	1.8	1.0	30.0±2	1549
24×3×1.0	0.6	2.0	1.0	34.6±2	1995
1×2×1.5	0.7	1.0	1.0	11.1±2	147
2×2×1.5	0.7	1.2	1.0	13.7±2	294
4×2×1.5	0.7	1.3	1.0	16.9±2	431
7×2×1.5	0.7	1.5	1.0	20.0±2	667
8×2×1.5	0.7	1.5	1.0	21.7±2	756
12×2×1.5	0.7	1.6	1.0	25.8±2	1066
16×2×1.5	0.7	1.6	1.0	28.6±2	1397
19×2×1.5	0.7	1.9	1.0	30.3±2	1601
24×2×1.5	0.7	2.0	1.0	34.6±2	2042
32×2×1.5	0.7	2.2	1.0	38.1±2	2599
1×3×1.5	0.7	1.0	1.0	11.5±2	168
2×3×1.5	0.7	1.3	1.0	16.0±2	299
3×3×1.5	0.7	1.3	1.0	17.5±2	446
4×3×1.5	0.7	1.3	1.0	19.0±2	551
7×3×1.5	0.7	1.6	1.0	22.9±2	872
8×3×1.5	0.7	1.6	1.0	24.5±2	945
12×3×1.5	0.7	1.8	1.0	29.6±2	1407
16×3×1.5	0.7	1.9	1.0	33.1±2	1859
19×3×1.5	0.7	2.0	1.0	34.8±2	2121
24×3×1.5	0.7	2.2	1.0	40.4±2	2741



NEK606 Water Blocked Offshore & Marine Cables

Construction No. of elements×No. of cores in element×Cross section(mm ²)	Nominal Insulation Thickness mm	Nominal Inner Sheath Thickness mm	Nominal Outer Sheath Thickness mm	Nominal Overall Diameter mm	Nominal Weight kg/km
1×2×2.5	0.7	1.0	1.0	11.8±2	184
1×3×2.5	0.7	1.2	1.0	12.4±2	215



Standard



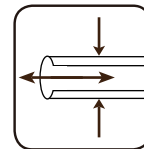
Standard




Standard



Standard



Water Tightness
VG 95218-29



Halogen Free
IEC60754-1



Low Corrosivity
IEC60754-2



Low Smoke Emission
IEC 61034-1&2



Flame Retardancy
IEC60332-1



Reduced Fire Propagation
IEC60332-3-22